

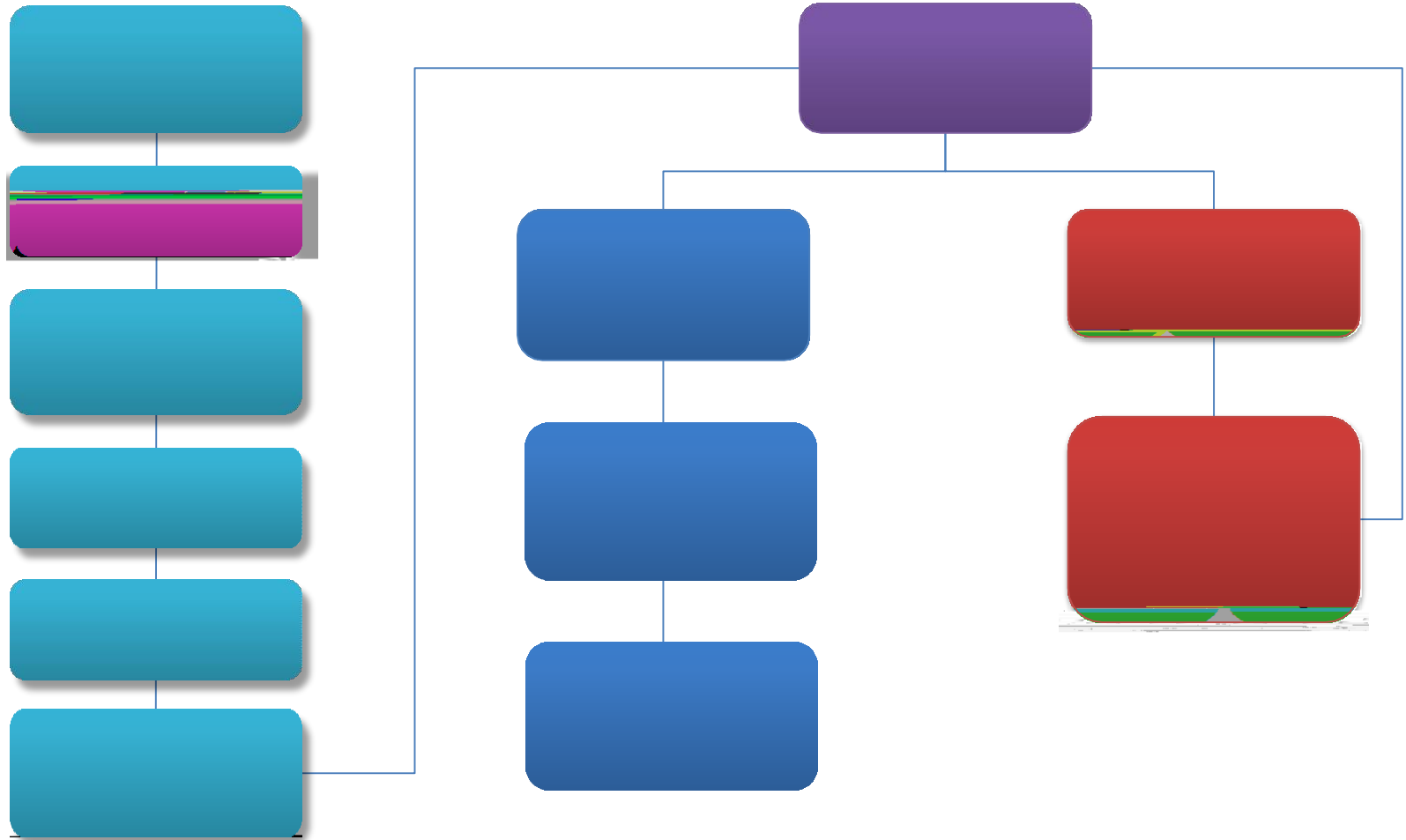






\_\_\_\_\_





Forms & Resources

The image shows a screenshot of the University of Cincinnati's website for the Office of Sponsored Programs and Research. The page has a dark header with the text 'Grants and Sponsored Programs and Research'. Below the header, there is a navigation menu with 'Compliance' highlighted in red. A dropdown menu is open, showing 'Human Subjects (IRB)' and 'Animal Subjects (IACUC)'. The main content area includes a 'Forms & Resources' link, an 'Office of Sponsored Programs' section, and a footer with the email 'osp@ucmo.edu'.

Getting Started menu

Application Forms

attach and submit your IACUC application and supporting documents.


IACUC Submission Form: Use this form to

Field Project Form: Use this form for

Templates & Resources

Coursework

IACUC








Getting Started  Application Forms 

attach **and submit your IACUC application** and supporting documents.

**IACUC Submission Form:** Use this form to

[IACUC Submission Form](#) | [Field Project Form](#) | [Lab Animal Research Form](#) | [Lab Animal Research Form](#) | [Lab Animal Research Form](#)

 Templates & Resources

-  IACUC Committee
-  IACUC Guidelines

# Submission Form

IACUC

on below and attach your application before submitting. Open... Please complete the information below:

Applicant 700# \*

Applicant Department \*

Applicant Classification

Select

Research Adviser \*

Research Adviser Email


Review Type \*

Select

Title \*

Attach Your Protocol Here

Drag and drop files here or [browse files](#)







---

*Missouri*

*University of Central*

---

<https://www.ucmo.edu/offices/sponsored-programs-and-research/> completion of the

---



